



Small Signal Schottky Diode



Features

- Epoxy meets UL-94 V-0 flammability rating and halogen free
- Moisture Sensitivity Level 1
- Low Forward Voltage Schottky Rectifier
- V_{RRM} 40V
- I_{FAV} 120mA
- Part no. with suffix "Q" means AEC-Q101 qualified

Applications

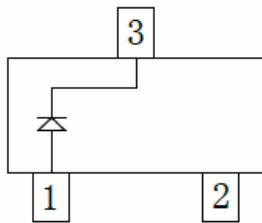
- Ultra high speed switching
- Voltage clamping
- Automotive

SOT-323

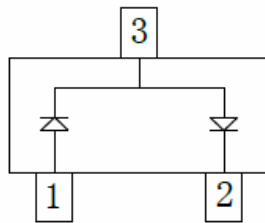
Mechanical Data

Case: SOT-323

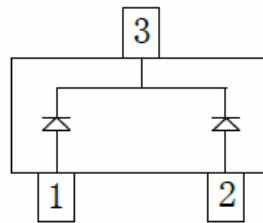
Terminals: Tin plated leads, solderable per J-STD-002 and JESD22-B102



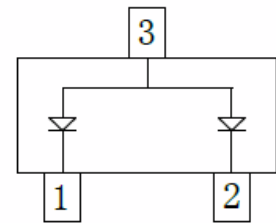
BAS40WTQ
Marking:43



BAS40WT-04Q
Marking:44



BAS40WT-05Q
Marking:45



BAS40WT-06Q
Marking:46

Maximum Ratings ($T_a=25$ Unless otherwise specified)

PARAMETER	SYMBOL	UNIT	CONDITIONS	VALUE
Peak Repetitive Reverse Voltage	V_{RRM}	V		40
Average Forward Current	I_{FAV}	mA		120
Non-Repetitive Peak Forward Surge Current	I_{FSM}	A	square wave tp 10ms	2
Power Dissipation	P_D	mW		250
Thermal Resistance Junction to Ambient	R_{thJA}	/W		500
Junction Temperature	T_j			-55 to +150
Storage Temperature Range	T_{stg}			-55 to +150

%\$6 :74 7+58 %\$6 :7 4

v(OHFWULFDO &KÄTDFW8QDHWVFRWKHUÄLVH VSHFLILHG

3\$5\$0(7(5	6<0%2	81,7	&21',7,216	0,1	0\$;
)RUZDUG 9ROWDJH	9,) P\$		
) P\$		
5HYHUVH &XUUHQW	5	\$	9 9		
5HYHUVH %UHDNGRZQ	9RQW DJH		9 9 5 \$		
-XQFWLRQ &DSDFLWDQFH			& S 5 9 I Q+	9	
5HYHUVH 5HFRYHU\ 7LPH UU			W) Q P\$,UU P\$ 54		

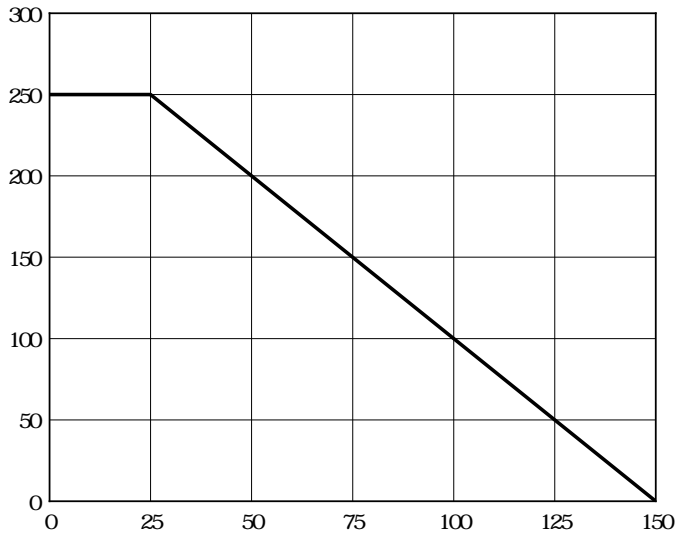
v2UGHULQJ ,QIRUPPSVLRQ

35()(5(' 3 1	3\$&.,1* &2'('	81,7 :(',*+7	0,1,080 3\$&.\$*(SF	,11(5 %2; 48\$17,7< SF	287(5 &\$572 48\$17,7< SF	'(/,9(5< 02'('
%\$6 :74 %\$6 :7 4 %\$6 :7 4 %\$6 :7 4)	\$SSUR[LPDWH				



BAS40WTQ THRU BAS40WT-06Q

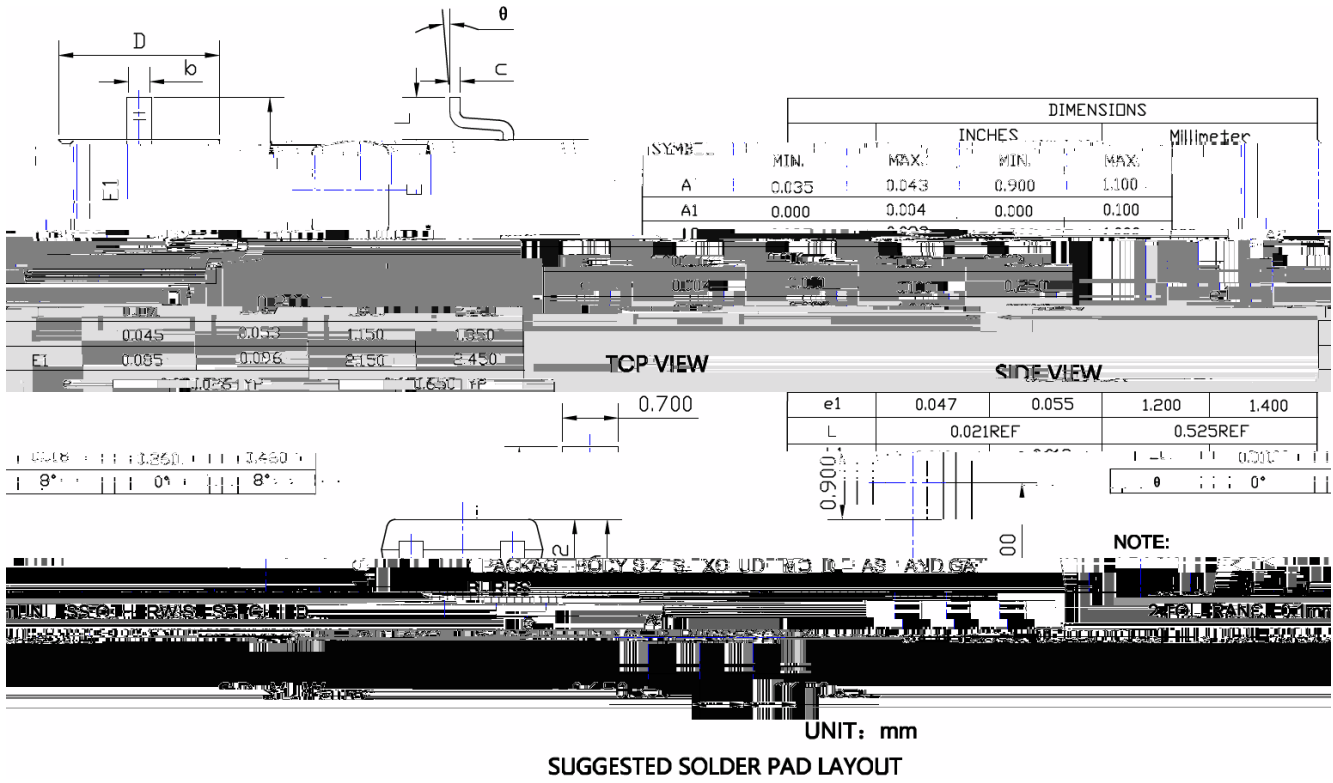
Fig.1: P_D-T_A



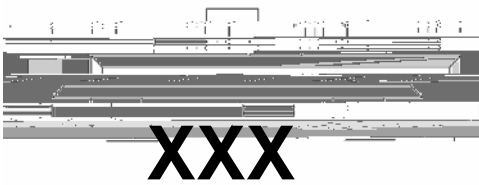


BAS40WTQ THRU BAS40WT-06Q

Outline Dimensions



Marking Information



BAS40WTQ	43.
BAS40WT-04Q	44.
BAS40WT-05Q	45.
BAS40WT-06Q	46.

Note:

1. All marking is at middle of the product body
2. All marking is in laser marking
3. XXX is Marking Code
4. Body color: Black



BAS40WTQ THRU BAS40WT-06Q

Disclaimer

The information presented in this document is for reference only. Yangzhou Yangjie Electronic Technology Co., Ltd. reserves the right to make changes without notice for the specification of the products displayed herein to improve reliability, function or design or otherwise.

The product listed herein is designed to be used with automotive electronics are not designed for use in medical, life-saving, lifesustaining, or military, Yangjie or anyone on its behalf, assumes no responsibility or liability for any damages resulting from such improper use of sale.

This publication supersedes & replaces all information previously supplied. For additional information, please visit our website [http:// www.21yangjie.com](http://www.21yangjie.com) , or consult your nearest Yangjie's sales office for further assistance.